


GOOD EGG

Na vertel activiteiten

Name: _____

Retell the Story Events

THE GOOD EGG



THE

GOOD

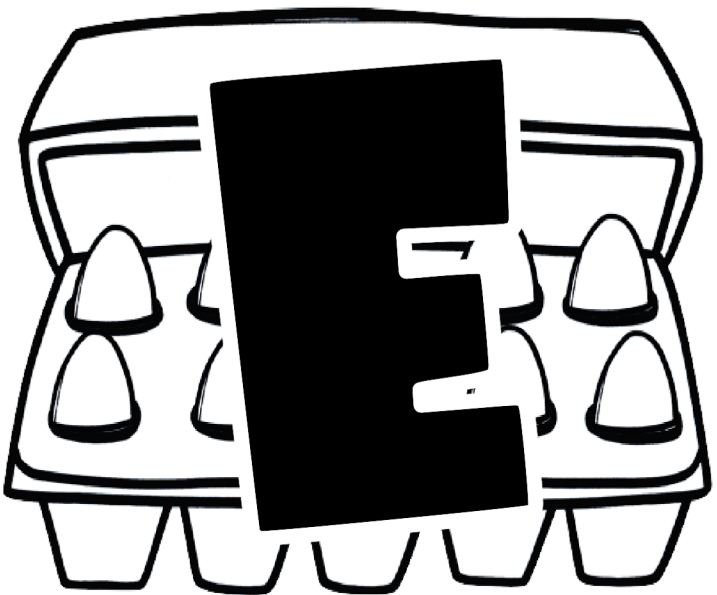


EGG

PRIMARY
Scouts



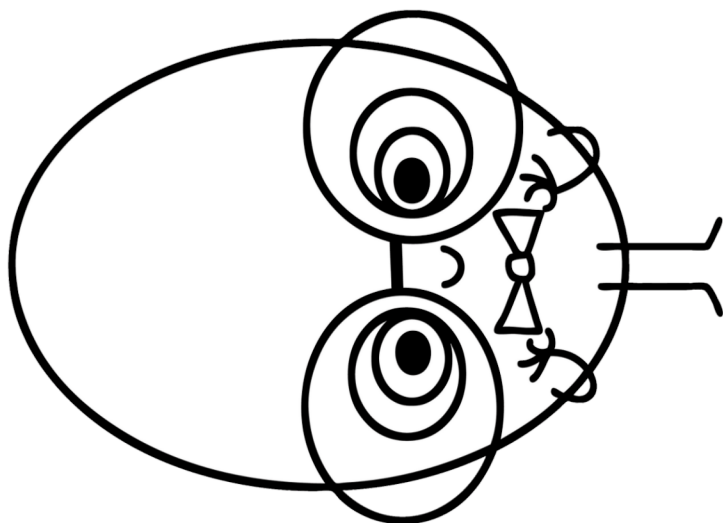
NA VERTELLEN





THE GOOD


THE GUE



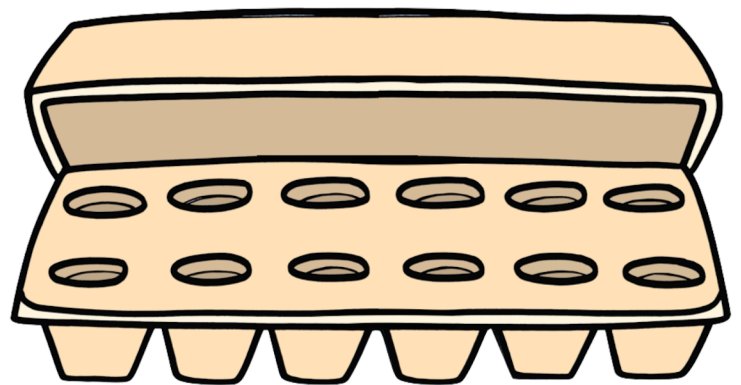
Hoofdpersoon

Plaats

The Good Egg




buiten



eierdoos in de
supermarkt


Ik ben een GOOD EGG.




Te veel druk!





© Primary Scouts




© Primary Scouts



© Primary Scouts



Sorteer de gebeurtenissen van het verhaal op de juiste volgorde.



1

2

3

4

5

6

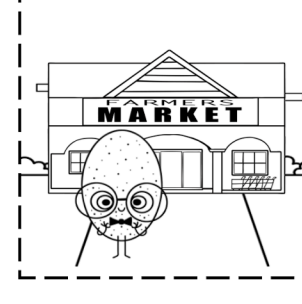




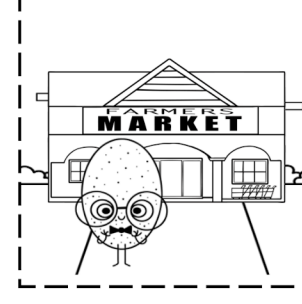
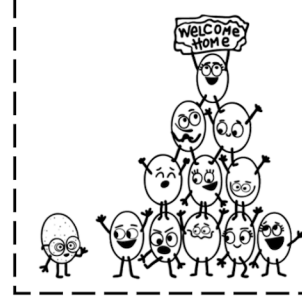








7

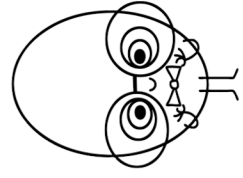
8

THE

GOOD

EGG







Gemaakt door: -----

THE GOOD EGG

Hoofdpersoon




Plaats



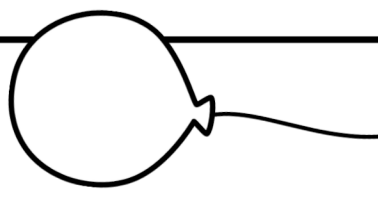
Probleem

Begin



Midden


Eind



Gemaakt door: _____

De 'Good Egg' realiseerde zich dat hij meer 'IK' tijd nodig had. Wat doe jij graag in je vrije tijd?

THE GOOD EGG




In mijn vrije tijd ga ik graag

Two sets of horizontal writing lines for a response. Each set consists of a solid top line, a dashed middle line, and a solid bottom line.

Gemaakt door: _____

Welke belangrijke
les heeft de 'Good
Egg' geleerd in dit
verhaal?

THE GOOD EGG



De 'Good Egg' heeft geleerd,

Two sets of handwriting practice lines, each consisting of a solid top line, a dashed middle line, and a solid bottom line.